

2023-24 Scorecard



hope

center for children

Protecting Children. Supporting Families.

PREVENTION OUTCOMES

COMMUNITY-BASED PROGRAMS

100% of clients in our Therapy Services (Clinical Support Services) were able to understand the implications of their trauma and remained stable.

100% of families who completed services in Triple P (Positive Parenting Program) reported they don't lose control.

100% of families who completed services through our Family Resource Connection & Preservation Services (FRCPS) program reduced risk factors that lead to child maltreatment.



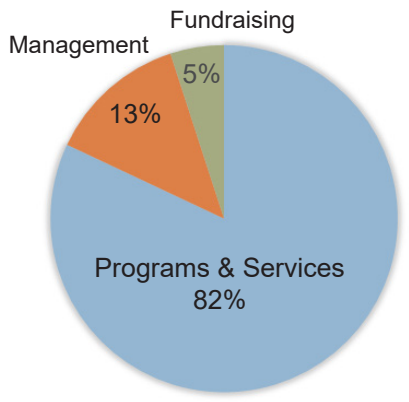
RESIDENTIAL OUTCOMES

100% of the boys and girls in our Faucette House program attended school regularly and had regular visits with appropriate family members.

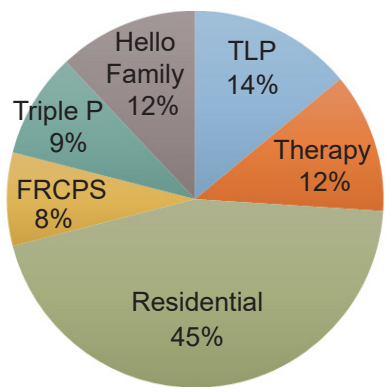
100% of the boys and girls in our Anchor House program showed both life skill improvement and academic improvement.

100% of youths in our Transitional Living program improved their life skills, increased their number of reliable adult supports, and were connected to a primary care doctor.

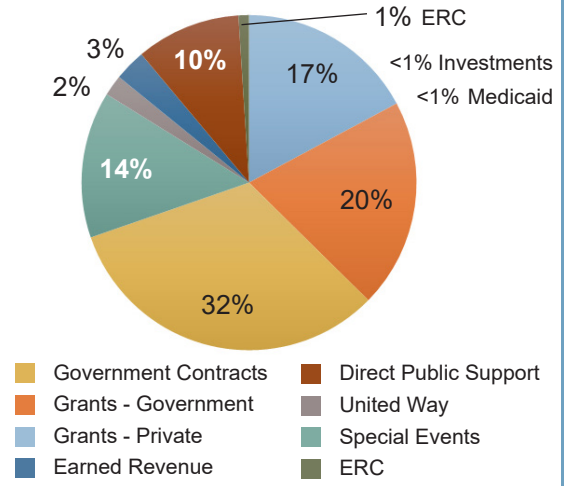
2024 Expenses



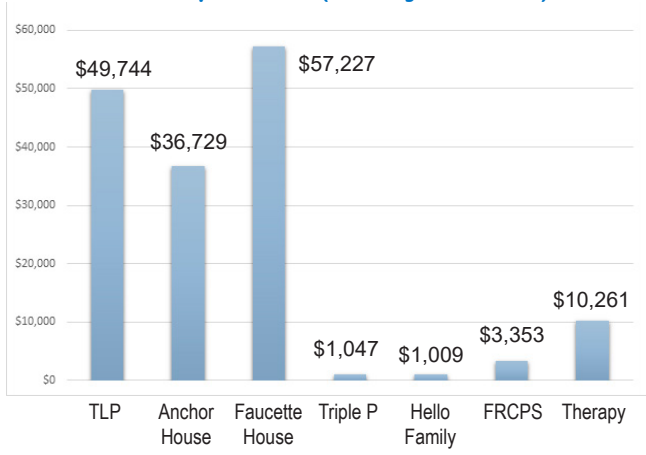
Program Allocation



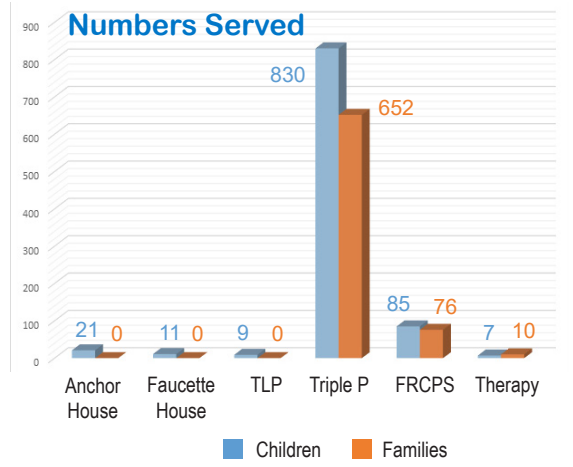
2024 Revenues



Cost per Unit (Family or Child)



Numbers Served





**Thanks to YOU,
Hope Center for Children
served**

963 Children/Youth

857 Parents & Caregivers

1,820 Total Individuals

96%

of children served were
in our community-based
prevention programs

Building stable, healthy families and providing children a safe place from abuse and neglect.

Vernon Hayes, Chief Executive Officer
Susan Burgess, Chief Financial Officer
Constance Keener, Director of Programs

P.O. Box 1731
Spartanburg, SC 29304
(864) 583-7688

www.hopecfc.org

